
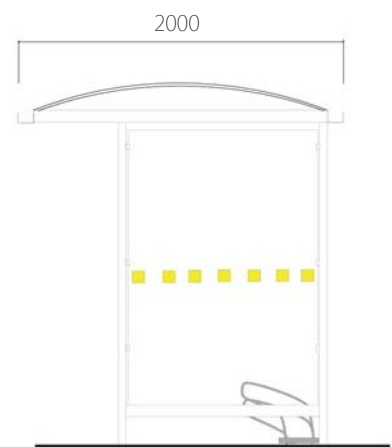
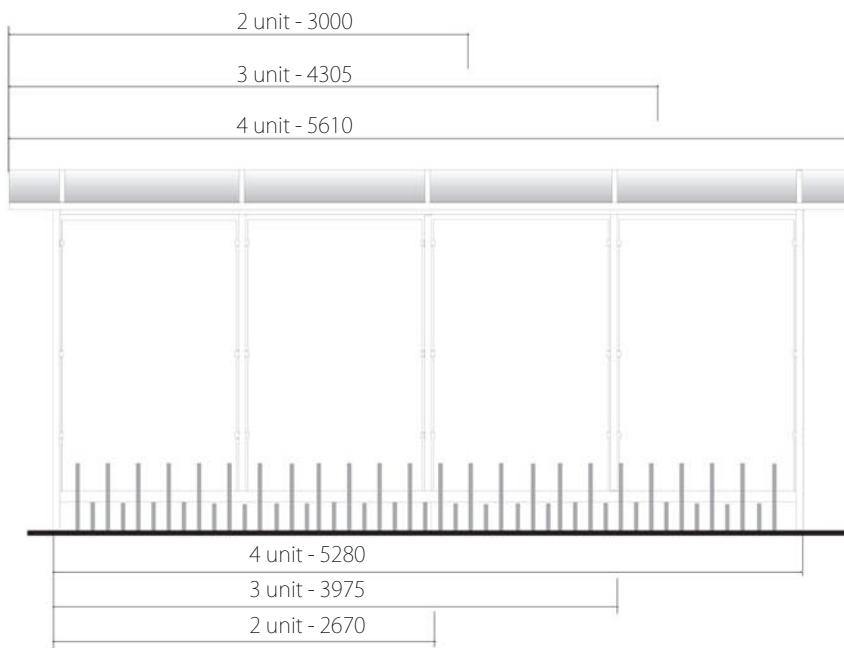




ERFET
BIKE SHELTER
BIKE II



ARRET
BIKE SHELTER
BIKE II



Construction:

Shelter made of steel rectangle or square profile section, hot dip galvanized acc. to ISO EN 1461 and electrostatic powder painted acc. to each color of RAL Standard palette

Models and Dimensions:

Available in 3 different length depending on the amount of units:

- model 203 - 2 units
- model 205 - 3 units
- model 207 - 4 units

This model is available with one type of side walls:

- full size side wall - 1365 mm (standard)

Bike racks:

Supplied in galvanized (not painted) finish in proper amount

Types of infills:

- Roof - 6mm polycarbonate sheet, dimmed,
- Walls - 6mm toughened glass